



Issued Fall 2024

© Brewers Retail
Inc. 2024

Empty Return Guide

Sorting and handling TBS and ODRP deposit containers



Table of Contents

Introduction	1
Frequently Asked Questions	2
Handling, Sorting, and Returning Empty Containers	5
Refillable Glass Bottles	6
Pallet Construction	7
Refillable Glass Bottles: Industry Standard Bottle	11
Refillable Glass Bottles: Private Mold Bottles	12
Aluminum Cans	14
Preparing Containers for Aluminum Cans	15
Non-Refillable Glass Bottles	16
Preparing Containers for Non-Refillable Glass	18
Ceramic & Porcelain Containers	19
Preparing PET Bottles, Tetra Paks, & Bag-in-Box Containers for Shipping	20
Non-Alcoholic Beer	21
Secondary Packaging	23
Appendix – Reference Printouts	24

Introduction

Welcome to The Beer Store's Empty Return Guide – intended to provide you with details and illustrations that will help all of us achieve better sorting, handling and shipping results! Before we get started on the details within the guide, let's focus on some shared accomplishments:

- You are part of a return system across Ontario that has been accepting back containers for deposit refund and associated packaging for recycling since 1927!
- Your efforts support a system that handles around **1.7 billion containers each year**. That includes bottles, cans, Tetra Paks, and bag-in-box containers.
- That container volume, combined with associated packaging also accepted back for recycling, results in over **200,000 tonnes of material diverted from landfill** each year.
- Return sites like yours help customers of the beer system achieve an average annual return rate of 80% – that means **8 out of 10 beer containers sold in Ontario are returned** for deposit refund at sites like yours – amazing!
- **Around 240 million bottles are refilled** by brewers each year because of your efforts. That refilling avoids over 20,000 metric tonnes of CO2 from being emitted into the atmosphere and requires over 400,000 Gigajoules less energy than what would have been used for new one-way glass.

Those are all big accomplishments! By working to maintain or improve sorting and handling standards, we can make every container count towards reducing waste and emissions. This guide will assist you along the way and provide tools for you to educate your customers around what they can bring back for deposit refund and how they might organize their returns to help the process.

Please keep this guide handy so that your team can refer to it on a regular basis. If you have any questions that this guide doesn't cover, please reach out to:

Call Centre 1-888-948-2337

or

customerservice@thebeerstore.ca

Frequently Asked Questions

How does the alcohol deposit system in Ontario work?

There are two deposit systems in Ontario for beverage alcohol: The Beer Store's deposit system, and the Ontario Deposit Return Program ("ODRP").

The Beer Store ("TBS") manages a deposit system that applies to all products sold and distributed through TBS, including non-alcoholic beer. Product that TBS sells that is also sold through other authorized sales channels, like the LCBO or grocery stores, is called common product. Even though this common product was sold outside of TBS, it is treated as a TBS deposit system container.

All packaged alcohol, including beer, not sold through TBS is subject to the Ontario Deposit Return Program ("ODRP"). The ODRP is run by the province of Ontario. TBS has been contracted by the province to manage the collection and recycling of ODRP containers.

Who collects the deposit from customers on beverage alcohol sold in Ontario?

All sites selling packaged beverage alcohol to be consumed elsewhere (that is, not table service) should charge a deposit to the customer purchasing the product. TBS, LCBO, grocery stores, convenience stores, and all on-premise brewery stores should charge a deposit on packaged beverage alcohol sales in Ontario. This applies to all customers, including home consumers, bars, restaurants, and permit holders.

Who refunds the deposit on beverage alcohol sold in Ontario?

All authorized return locations, including TBS locations (retail stores, distribution centres, and cross-dock locations), Grocery Stores, Empty Bottle Dealers, and LCBO Convenience Outlets must refund the full deposit on beverage alcohol sold in Ontario, based on the posted deposit rates for the TBS and ODRP systems.

What about non-alcoholic beer?

TBS charges a deposit on non-alcoholic beer sold in our stores, so we also will refund a deposit for the brands we sell. The LCBO does not currently set a deposit on their non-alcoholic product, so no deposit will be refunded for these containers.

Frequently Asked Questions

What is the deposit on packaged beverage alcohol sold in Ontario?

The deposit is set up on a per-container basis on all beverage alcohol sold in Ontario. For ease of administration, deposit levels for TBS system containers are aligned with the posted deposit rates for ODRP containers:

Container Type	Size	Deposit Per Container
Glass Bottles	100ml - 630ml	\$0.10
	> 630ml	\$0.20
Aluminum & Steel Cans	100ml - 1L	\$0.10
	> 1L	\$0.20
Plastic Bottles	100ml - 630ml	\$0.10
	> 630ml	\$0.20
Aseptic Cartons (i.e. Tetra Paks)	100ml - 630ml	\$0.10
	> 630ml	\$0.20
Bag-In-Box (deposit applies to plastic bladder only)	100ml - 630ml	\$0.10
	> 630ml	\$0.20
Steel Kegs	12L - 30L	\$20.00
	>= 30L	\$50.00
Plastic Kegs	Various sizes	\$0.20

Who sets the ODRP deposit levels?

The Province sets the deposit levels for the ODRP under legislations, currently the Liquor Licence and Control Act 2019/Ontario Regulation 745/21 (part of the LLCA). In 2007, TBS adjusted the deposit levels to match the ODRP deposits.

Frequently Asked Questions

What is done with the containers once the deposit is refunded?

Beer containers registered with TBS as refillable are sorted and made available to brewers for washing and refilling. Some brewers share an industry standard bottle, others choose to use private proprietary refillable bottles.

Non-refillable glass containers are sorted into clear and coloured streams and sent for recycling into new bottles, fiber glass insulation and other glass products.

Cans are densified into bales and sent for recycling into new aluminum cans.

What associated packaging is accepted back for recycling?

Associated packaging is any packaging that was involved in the sale of a beverage alcohol container. This includes items such as: corrugate cases, boxboard cases, 6-or-8 pack carriers, paper bags, can trays, and bottle caps. When returned, TBS ensures that all this material will be recycled.

Handling, Sorting, and Returning Empty Containers

Refillable Glass Bottles

Refillable beer bottles must be kept separate from non-refillable bottles and shipped back to your TBS DC in cardboard beer cases and on pallets when necessary. This prevents the bottles from getting damaged and streamlines the handling process so brewers can wash and refill these bottles over and over again.

Sorting:

- Industry standard bottles (“ISBs”) can be placed together in the same cases and on the same pallets, regardless of brewer, brand or label.
- Refillable containers in private mold bottles (“PMBs”) must be sorted by brewer and not mixed with non-refillable containers. Some PMBs require further sorting by brand and brewer.
- See pgs. 11-13 for further details on ISBs and PMBs.

Casing:

- Refillable bottles must be cased and ready for return at the time of pick up.
- Only beer cartons and/or industry knock-down cartons are to be used for the return of refillable bottles.
- Remove all caps before casing (caps can be returned in transparent bags or boxes).
- Bottles must be placed in the upright position.
- All cases are to be inspected to ensure they are full.
- Ditch and damaged bottles are to be separated from good bottles.

Piling techniques & pallet stability requirements:

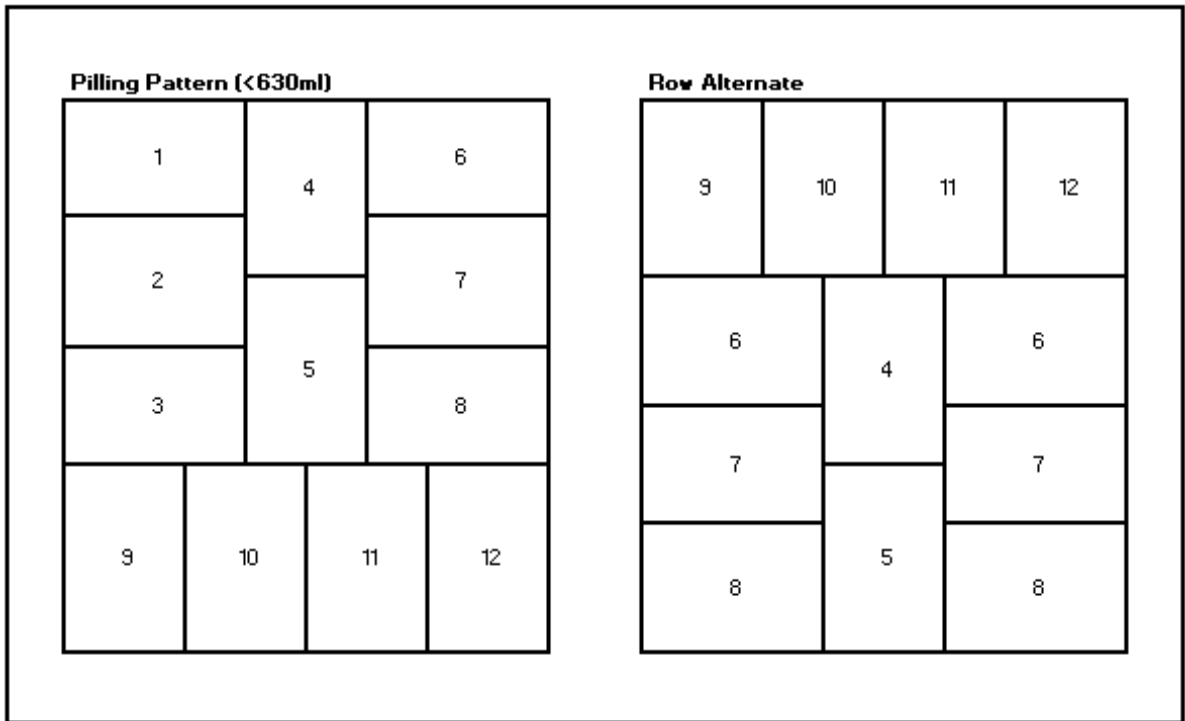
- When palletizing full cases of empty beer bottles, use the guides on the following pages for proper placement. The row piling pattern must be alternated for each row as depicted in each table to ensure stability.
- Only Brewers Standard Pallets must be utilized for the return of empties.
- The mixing of \$0.10 containers and \$0.20 containers in cases on the same row is not permitted, except for the top row of a return pallet.

Pallets should ideally be at least 5 full rows high at the time of pick up.

Pallet Construction

When palletizing full cases of 10-cent refillable bottles, use the guide below for proper placement.

Table L-1: Cases of containers <=630 ml



- A maximum of 12 cases (24 bottles per case) can be placed on each row.
- Two 12-pack brewery cartons can be used in place of one 24-pack case. 12-pack cartons are not to be placed in trays, nor are they to be placed in trays with 6-packs, nor are they to be placed in a 24-pack brewery carton with 12 loose bottles.
- 6-packs (in brewery cases) can be placed in trays to create a full case. Do not mix 6-pack cases and loose bottles or place 6-pack cartons in a 24-pack brewery carton.
- Only place fully enclosed industry 24-pack containers on the 4 corners of each row (i.e. no knock-downs, 12-packs, or 6-packs in trays).
- To palletize other industry case sizes, use Table L-2 on the following page for proper placement. Always alternate the patterns (i.e. on the next row, do the same pattern but turned 180 degrees) to ensure stability.
- Palletized empty bottles <=630 ml can be piled 7 rows high. Either tie twine on the 4th and top row, or shrink wrap the entire pallet.

Pallet Construction

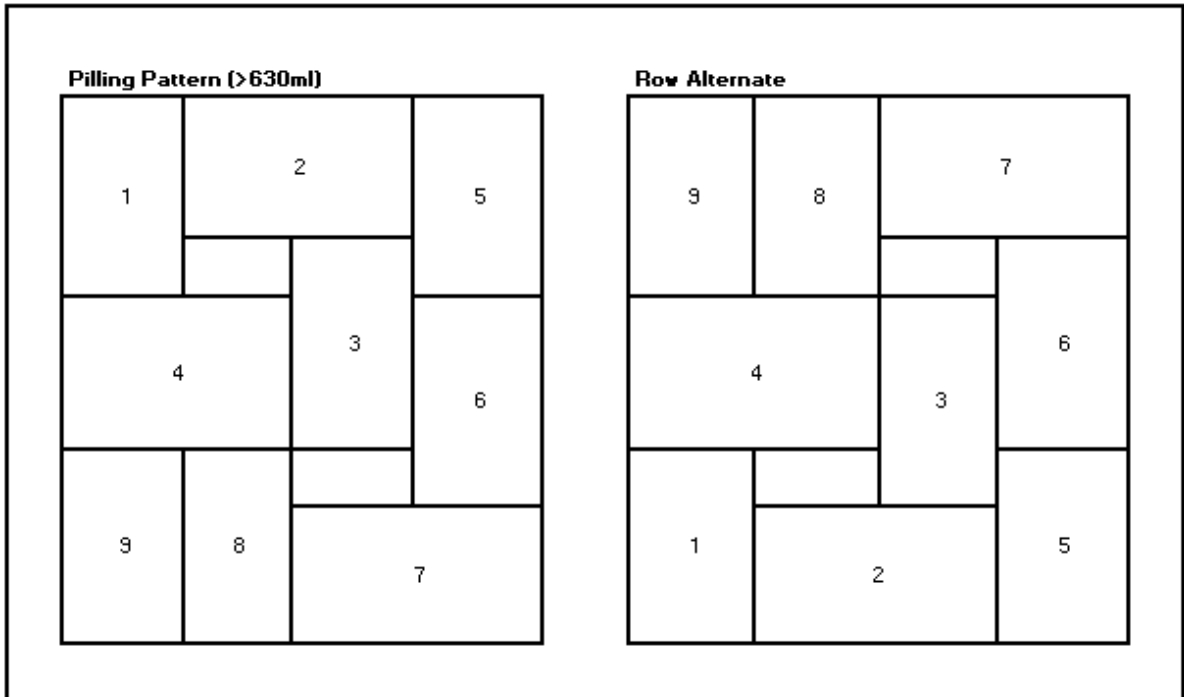
Table L-2: Cases of containers <=630 ml

24	24	24	24		28	28	28	24	
24								24	
24		24		24				24	
24	24	24	24		24	24	24	24	
28		28			24	24	24	24	
28		28			15	6	15	24	
28		28			28	28	28	24	
28		28			28	28	28	24	
18	18	18	18	24	24	24	24	24	
18	18	18	18	24	20		28	24	
18	18	18	18	24				24	
12	12	12	12	24	24	24	24	24	
20	20	20	24		15	15	15	15	24
20	20	20	24		6	6	6	6	24
20	20	20	24		12	12	12		24
24	24	24	24		24	24	24		24
15	15	15	15	24	18	18	18	18	24
15	15	15	15	24	24		24		24
15	15	15	15	24					24
24	24	24	24	24	24	24	24		24

Pallet Construction

To palletize full 12-pack cases of large refillable bottles (i.e. bottles greater than 630 ml), use the guide below for proper placement. You can also palletize 8-pack cases of large bottles on the top rows of return pallets.

Table L-3: Cases of containers > 630 ml



- A maximum of 9 cases (12 bottles per case) must be placed on each row.
- Two 6-pack cartons can be used in place of one 12-pack case.
- Palletized empty bottles > 630 ml must either be tied on every row or the entire pallet must be shrink wrapped.
- When piling cartons with various heights on a single row, attention must be taken to ensure pallet stability when additional rows are added. When possible, place these cartons on top pallet rows to ensure stability.

Pallet Construction

The chart below lists maximum pallet heights by various row combinations. Pallets of returns must not exceed the heights listed below.

Table L-4: Pallet Building Combinations

Possible Pallet Scenarios	Rows per Pallet		Pallet Height (inches)
	Less than or equal to 630ml	Greater than 630ml	
S1	7	0	68.75
S2	6	1	72.50
S3	5	2	76.25
S4	3	3	70.75
S5	2	4	74.50
S6	0	5	69.00

Refillable Glass Bottles: Industry Standard Bottle

The industry standard bottle (“ISB”) is a 341 ml amber/brown long neck bottle with a twist off top that is shared by multiple brewers. ISBs can be cased and palletized together regardless of brand and/or brewer. Below are samples of brands sold in the ISB.



Examples of ISBs:

Blue De-Alcoholized



Budweiser Zero
(de-alcoholized)



Molson Ultra



O’Doul’s Lager & Amber



Our Compliments



Other Examples

- 50 Ale
- Budweiser
- Bud Light
- Canadian
- Coors Light
- Coors Original
- Cool
- Creamore
- Export
- Miller Lite
- Old Style Pilsner
- Upper Canada

Refillable Glass Bottles: Private Mold Bottles

Labatt - 341 mL

Brava



Brava Light



Bud Light Lime



Corona



Corona Sunbrew



Mill Street Organic Lager



Corona Extra, Corona Sunbrew, and Mill Street Organic must be sorted into separate cases for each brand. Brava and Bud Light Lime bottles can be combined. Work with your TBS DC representative to determine an appropriate palletization and return setup.

Molson - 355 mL

Miller Genuine Draft



Refillable Glass Bottles: Private Mold Bottles

Moosehead - 341 mL

Cracked Canoe



Moosehead Lager



Cracked Canoe and other green Moosehead bottles can be cased together regardless of brand.

Sleeman - 341 mL

Clear 2.0



Cream Ale



Original Draught



Honey Brown Lager



Clear Sleeman bottles can be cased together regardless of brand.

Steam Whistle - 341 mL

Pale Pilsner



Large Bottles

Coors Light (710 mL)



Identical 710 ml bottles of other beer brands such as Budweiser, Labatt 50, Export, etc., are also accepted for deposit refund and can be cased together regardless of brand.

Aluminum Cans

- Cans must be sorted by their deposit level (less than or equal to 1 L, over 1 L).
- Cans may either be returned in a transparent plastic bag, or when necessary, in a plastic empty can container (“PECC”) provided by your TBS DC.
- Only loose cans are to be put in PECCs. If cans are returned in plastic bags, open the bag, empty the cans only into the PECC, then place the empty plastic bag into a separate transparent bag to be returned for recycling.
- The bags and containers must be tagged with the deposit value and quantity clearly identified. When using PECCs, a “check-off sheet” should be used to denote the number of units in the container.
- PECCs should ideally be at least 75% full at the time of pick up.

TIPS FOR CAN RETURNS

1. Most cans returned have a 10-cent deposit. Currently, the only cans with a 20-cent deposit are the 5 L mini kegs.

The Heineken mini keg pictured to the right is an example of a 20-cent can.



2. Cans without lids/tops on them were never sold to customers, therefore they are NOT eligible for deposit refund when returned.



3. Crushed cans are eligible for deposit refund if they are visually identifiable as beverage alcohol cans.

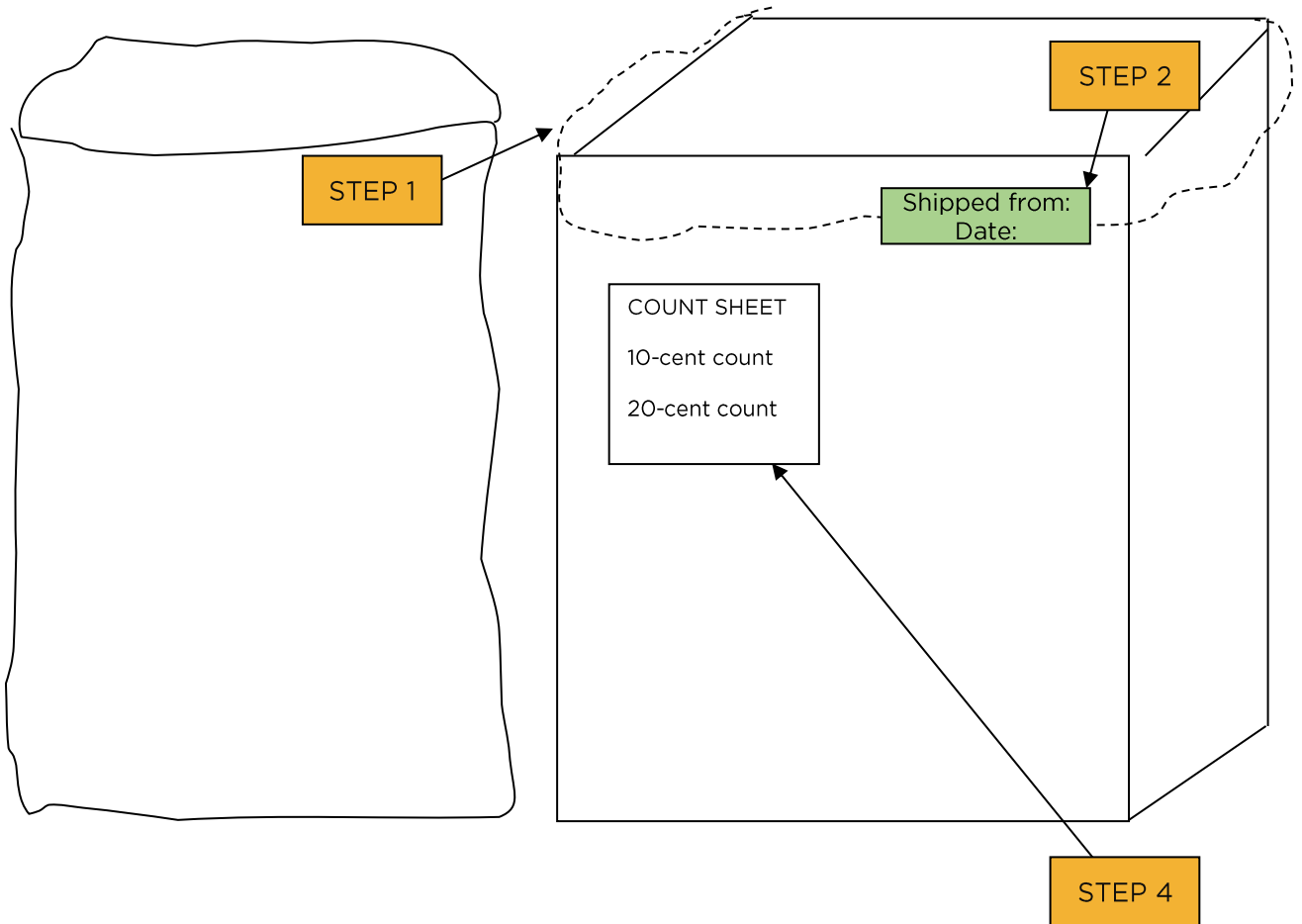


4. Contamination such as plastic, glass, or garbage can prevent cans from being recycled and must be removed. Bags like the one pictured will not be accepted by your TBS DC.



Preparing Containers for Aluminum Cans

The following diagram demonstrates how to prepare a PECC or a cardboard bin (gaylord) for collection of empty aluminum cans.



STEP 1: Insert transparent plastic liner inside bin.

STEP 2: Place a green sticker (provided by TBS) to the outside of the container on plastic liner (please do not stick label directly on to bin). Write your customer # on the sticker. Remove or "X" out any stickers/labels that have been placed from previous shipments.

STEP 3: Fill bin with cans only. Check off quantity of cans inside the bin by the dozen. 10-cent aluminum count sheets can be provided by your supplying TBS DC. Note that a PECC bin should not exceed 260 dozen cans.

STEP 4: Attach the count sheet to the outside of the bin. Write the TBS DC # on the count sheet along with your customer #.

Non-Refillable Glass Bottles

Non-refillable bottles refer to any beverage alcohol glass container that is not listed as refillable in this guide. This can include beer, wine, spirit, cider, and other alcoholic glass containers.

Sorting:

- Clear and colour glass must be sorted separately.
 - Clear glass containers have an un-tinted base and neck. Bottles can be plastic wrapped. Georgia Green (rum bottles) are considered clear containers.
 - Coloured glass refers to all coloured, tinted, or near-opaque glass.
 - If you are unsure if a bottle is clear or colour, put it in the colour bin.
- Bottles less than 100 ml can be included in the bins but are of zero deposit value. Do not refund a deposit for these containers and do not mark down these quantities on the count sheet.
- Ceramic containers **MUST** be kept separate from glass containers.
- Caps and corks do not need to be removed.

Shipping:

- All bins used for shipping must have:
 - A sticker with your customer number written on it
 - A count sheet detailing the number of containers in the bin, broken down by deposit category (10- or 20-cents)
- Ceramic containers must be shipped in a box separate from glass containers, properly labelled “CERAMIC”
- Glass containers must be shipped loose in a bin provided by your TBS DC.
 - Orbis bins are the preferred bin for shipping glass. A cardboard gaylord lined with plastic can alternatively be used if an Orbis bin is not available.
- Bins should ideally be at least 75% full at the time of pick up.
- If no Orbis bins or gaylords are available, you can return non-refillable bottles in cases. Please use original purchase cartons or knock-down cartons supplied by your TBS DC to case bottles. If enough cases are filled to palletize the glass, follow the same steps for proper pallet construction of refillable bottles. Non-refillable cases must be kept separate from refillable bottles.

Non-Refillable Glass Bottles

Below are examples of commonly sold non-refillable glass bottles to use as a reference for distinguishing non-refillable clear bottles and non-refillable colour bottles.

The list below is not an all-inclusive list of non-refillable glass bottles accepted for deposit refund.

If you are unsure if a bottle is clear or colour, put it in the colour bin.

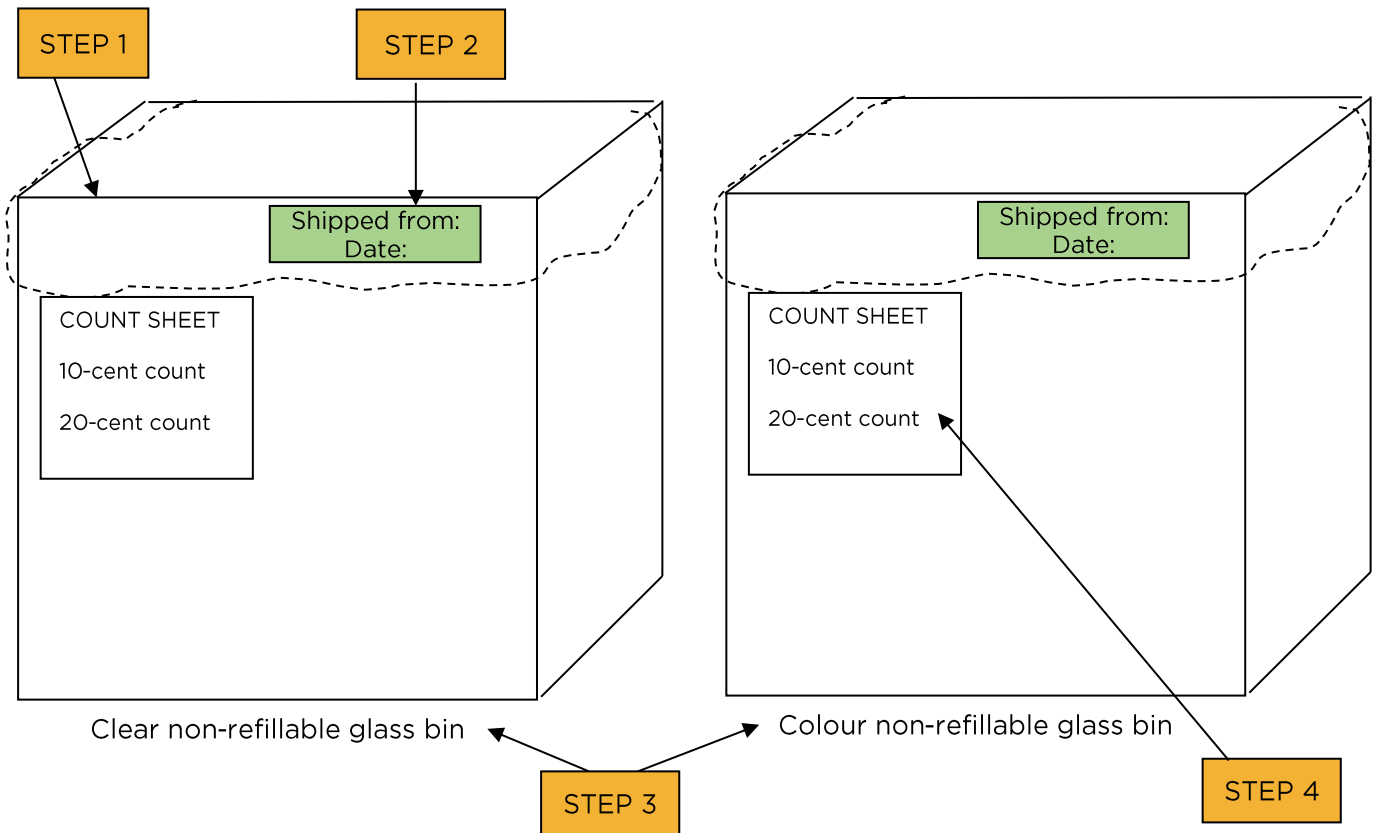
CLEAR NON-REFILLABLE GLASS



COLOUR NON-REFILLABLE GLASS



Preparing Containers for Non-Refillable Glass



STEP 1: Insert transparent plastic liner inside cardboard bin. If using a hard plastic Orbis bin, a liner does not need to be used.

STEP 2: Place a TBS sticker to the outside of the container or on the plastic liner if using a cardboard bin. Write your customer # on the sticker. Be sure to remove or “X” out any stickers/labels that have been placed from previous shipments.

STEP 3: Use separate bins for clear and colour glass.

STEP 4: Indicate the quantity that is in the bin by recording the information on the count sheet provided by your supplying TBS DC. Securely attach the count sheet to the outside of the bin. The count sheet must be attached to the bin for shipping. Bins should not exceed 1,100 bottles.

Ceramic & Porcelain Containers

Glass cannot be recycled to high end use when it is contaminated with ceramic.

It takes only ONE ceramic bottle to contaminate 88,000 pounds of glass.

Please keep these containers separate from glass bottles. Ship ceramic containers in a box marked "CERAMIC" that is kept separate from glass containers. If in doubt, treat the container as a ceramic.

Listed below are examples of brands that have been produced in a ceramic or porcelain container:

Azulejos Anejo
Gallon Of Love



Beau's Lug-Tread



Catrina Reposado
Tequila



Clase Azul Tequila



Confucius Family Liquor



Fen Chiew 30 Years
Spirit




Grand Mayan Ultra
Extra Anejo



Kinmen Guardian Lion
Kaoliang Liquor



Niu Lan Shan Er Guo
Tou 50 Year Old



Samuel Adams
Utopias



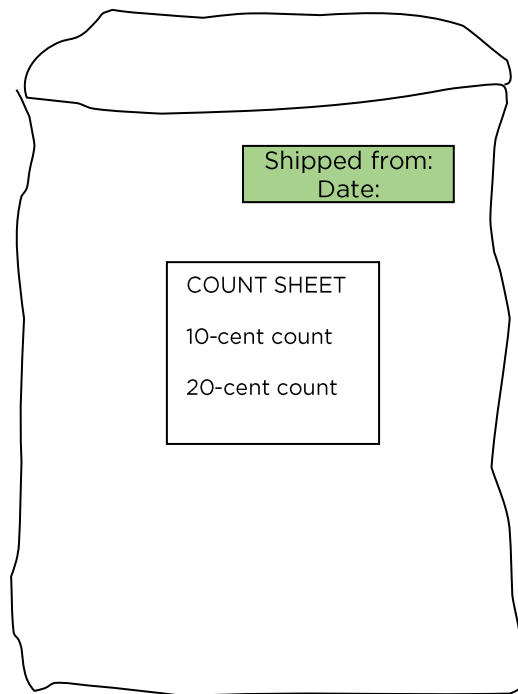
Skelly Anejo



Yunjiu Qinghua



Preparing PET Bottles, Tetra Paks, & Bag-in-Box Containers for Shipping



PET bottles, Tetra Paks, and bag-in-box containers are to be separately placed in transparent bags. The plastic portion of bag-in-box containers must be taken out of the cardboard box to be counted and shipped in a transparent plastic bag. The box can simply be recycled with other cardboard.

Track the quantity of containers in each bag by deposit level. Record these amounts on a count sheet provided by your supplying TBS DC. Complete a separate count sheet for each bag. Record your customer # on the count sheet and on a sticker attached to the bag.


When justified, PECCs may instead be used with a “check-off sheet” to denote the number of units in the container.

Non - Alcoholic Beer

All non-alcoholic beer containers sold through TBS are eligible for deposit refund. See below for images of non-alcoholic beer containers sold within the TBS system. Any non-alcoholic beer or other product sold in an ISB can be returned for deposit refund.

Cans

Asahi 0.0 - 355 mL



Budweiser Zero - 355 & 473 mL



Bockale IPA, Lager - 355 mL



Collective Arts Hazy Pale Ale - 355 mL



Coors Edge - 473 mL



Corona Sunbrew 0.0 - 355 mL



Guinness 0.0 - 440 mL



Heineken 0.0 - 330 mL



Instead Blonde & IPA - 355 mL



Molson Exel - 355 mL



Muskoka Veer Lager with Lime, Hazy IPA - 355 mL



Partake Blonde, IPA, Pale - 355 mL



Peroni 0.0 - 330 mL



Non - Alcoholic Beer

Perth Brewery IpYay, Play Lager, Unleashed IPA - 473 mL



Sober Carpenter Blonde, IPA, White, Red - 473 mL



Bottles

Becks Non-Alcoholic 0.0 - 330 mL



Clausthaler Original - 330 mL



Corona Sunbrew 0.0 - 330 mL



Erdinger Alkoholfrei - 330 mL & 500 mL



Heineken 0.0 - 330 mL



Peroni 0.0 - 330 mL



Stiegl Freibier - 500 mL



Secondary Packaging

Customers may return all packaging involved in the sale of beverage alcohol containers to an authorized return site along with their empty containers. TBS ensures that the secondary packaging collected is sent for recycling.

Please sort secondary packaging as follows:

Cardboard

- Can be returned in either a PECC or cardboard bin (gaylor). The bins do not need a liner when filled with cardboard.
- Please break down the cardboard prior to placing in the bin to increase space.
- Selling supplies such as paper bags and cardboard 8-pack carriers can be included.
- Please DO NOT mix twine or cord with the cardboard as this can create safety issues when processing.

Plastic

- As plastic bags are no longer involved in the sale of beverage alcohol containers, they are not considered secondary packaging.
- However, TBS will still accept plastic bags for recycling as a customer service.
- Customers using one-use plastic bags to return their empties should be encouraged to next time use a re-usable bag or a beer box to transport their containers.
- Plastic bags are to be returned in a transparent plastic bag provided by your DC. You do not need to affix a count sheet or sticker to the bag.
- Plastic bags need to be returned in a separate bag from the Bag-in-Box plastic.

Bottle Caps

- Can be returned to your TBS DC in a separate bag or box.

Appendix

Reference Printouts

The following pages are meant to provide your customer service representatives with important information about the customer returns process in an easy-to-reference format.

It is recommended to print these pages and post them near your returns till so they can be easily accessed by your customer service representatives.

Please continue to rely on the Policy and Procedure Manual and Empty Return Guide for comprehensive information on empty container returns.

Deposit Refundable Non-Alcoholic Beer

Brand	Producer	mL / container	Container Type	RF/NR
Asahi 0.0	Peroni Nastro Azzurro (Canada)	330	C	NR
Becks 0.0	Labatt	330	B	NR
Bockale Ipa	Le Bockale	355	C	NR
Bockale Lager	Le Bockale	355	C	NR
Budweiser Zero	Labatt	341	B	RF
Budweiser Zero	Labatt	473	C	NR
Budweiser Zero	Labatt	355	C	NR
Clausthaler Original	Dortmunder Actien Brauerei	330	B	NR
Coors Edge 0.5	Molson	473	C	NR
Corona Sunbrew 0.0	Labatt	330	B	RF
Corona Sunbrew 0.0	Labatt	355	C	NR
Erdinger Alkoholfrei 0.4	Erdinger Weissbrau Nab	330	B	NR
Erdinger Alkoholfrei 0.4	Erdinger Weissbrau Nab	500	B	NR
Guinness 0.0	C.B. Powell Limited	440	C	NR
Heineken 0.0	Molson	330	B	NR
Heineken 0.0	Molson	330	C	NR
Instead Blonde Na	Steam Whistle Brewing	355	C	NR
Instead Ipa Na	Steam Whistle Brewing	355	C	NR
Molson Exel 0.5	Molson	355	C	NR
Muskoka Veer	Muskoka Brewery	355	C	NR
Na Hazy Pale Ale	Collective Arts	355	C	NR
Partake Blonde	Partake Brewing	355	C	NR
Partake Ipa	Partake Brewing	355	C	NR
Partake Pale Ale	Partake Brewing	355	C	NR
Peroni 0.0	Peroni Nastro Azzurro (Canada)	330	B	NR
Peroni 0.0	Peroni Nastro Azzurro (Canada)	330	C	NR
Perth Ipyay Na	Perth Brewery	473	C	NR
Perth Play Lager 0.1	Perth Brewery	473	C	NR
Perth Unleashed Ipa	Perth Brewery	473	C	NR
Sober Carpenter Blonde	Equals Brewing Company	473	C	NR
Sober Carpenter Ipa	Equals Brewing Company	473	C	NR
Sober Carpenter Red	Equals Brewing Company	473	C	NR
Sober Carpenter White	Equals Brewing Company	473	C	NR
Stiegl Freibier 0.0	Stiegl Braurei Nab	500	B	NR
Veer Hazy Ipa	Muskoka Brewery	355	C	NR

Refillable Bottles - ISBs

Brand	Producer	Brand	Producer
Black Ice	Molson	Laker Ice	Carlsberg Canada Inc.
Black Label	Molson	Laker Lager	Carlsberg Canada Inc.
Blue	Labatt	Laker Light	Carlsberg Canada Inc.
Blue Ice	Labatt	Laker Red	Carlsberg Canada Inc.
Blue Light	Labatt	Lucky Lager	Labatt
Blue Moon Belgian White	Molson	Maclays	Sleeman Brewing
Bud Light	Labatt	Michelob Ultra	Labatt
Budweiser	Labatt	Millennium Buzz Hemp Beer	Cool Brewing Co.
Budweiser Zero	Labatt	Miller Lite	Molson
Busch Ice	Labatt	Molson Canadian	Molson
Busch Lager	Labatt	Molson Dry	Molson
Busch Light	Labatt	Molson Ultra	Molson
Carling Lager	Molson	Northumberland Ale	Church Key Brewing Company
Carling Light	Molson	Old Milwaukee	Sleeman Brewing
Cool Beer Lager	Cool Brewing Co.	Old Vienna	Molson
Coors Light	Molson	Pabst Blue Ribbon	Sleeman Brewing
Coors Original	Molson	Rickards Red	Molson
Creemore Lager	Molson	Rickards Taster Pack	Molson
Crystal	Labatt	Rolling Rock Pale Lager	Labatt
Export	Molson	Upper Canada Dark Ale	Sleeman Brewing
James Ready 5.5	Moosehead Breweries Limited	Upper Canada Lager	Sleeman Brewing
Keiths	Labatt		
Keiths Hop Series Mixer	Labatt		
Keystone Light	Molson		
Kokanee	Labatt		
La Messagere Gluten Free	Microbrasserie Nouvelle France		
Labatt 50 Ale	Labatt		
Labatt Ice	Labatt		
Lakeport Honey Lager	Labatt		
Lakeport Light	Labatt		
Lakeport Pilsener	Labatt		

Refillable Bottles - PMBs

Brand	Producer	mL / bottle
Brava	Labatt	341
Brava Light	Labatt	341
Bud Light Lime Labatt	Labatt	341
Corona	Labatt	330
Corona Sunbrew 0.0	Labatt	330
Cracked Canoe	Moosehead Breweries Limited	341
Mill St Original Organic	Labatt	341
Miller Genuine Draft	Molson	355
Moosehead Lager	Moosehead Breweries Limited	341
Sleeman Clear 2.0	Sleeman Brewing	341
Sleeman Cream Ale	Sleeman Brewing	341
Sleeman Honey Brown Lager	Sleeman Brewing	341
Sleeman Original Lager	Sleeman Brewing	341
Sleeman Select Beer Crate	Sleeman Brewing	341
Steam Whistle Pilsner	Steam Whistle Brewing	341

Refillable Bottles - Large Bottles

Brand	Producer	mL / bottle
Bud Light	Labatt	710
Budweiser	Labatt	710
Coors Light	Molson	710
Export	Molson	710
Labatt 50 Ale	Labatt	710

Quick Reference Guide Refillable Bottles



Images shown as examples. Labels may not be up-to-date. Not all brands shown. See pgs. 11-13 of the Empty Return Guide for full list of brands. Contact our Customer Contact Centre if you require further information: 1-888-948-2337 or customerservice@thebeerstore.ca

Quick Reference Guide

Deposit Values

Please follow the deposit categories below when receiving returns of empty beverage alcohol containers.

Note that these deposits only apply to beverage alcohol containers sold in the province of Ontario.



Container Type	Size	Deposit Per Container
Glass Bottles	100ml - 630ml	\$0.10
	> 630ml	\$0.20
Aluminum & Steel Cans	100ml - 1L	\$0.10
	> 1L	\$0.20
Plastic Bottles	100ml - 630ml	\$0.10
	> 630ml	\$0.20
Aseptic Cartons (i.e. Tetra Paks)	100ml - 630ml	\$0.10
	> 630ml	\$0.20
Bag-In-Box (deposit applies to plastic bladder only)	100ml - 630ml	\$0.10
	> 630ml	\$0.20
Steel Kegs	12L - 30L	\$20.00
	>= 30L	\$50.00
Plastic Kegs	Various sizes	\$0.20

Please contact our Customer Contact Centre if you require further information:
1-888-948-2337 or customerservice@thebeerstore.ca

Quick Reference Guide Ceramic & Porcelain Containers

Glass cannot be recycled to high end use when it is contaminated with ceramic.

It takes only ONE ceramic bottle to contaminate 88,000 pounds of glass.

Please keep these containers separate from glass bottles. Ship ceramic containers in a box marked "CERAMIC" that is kept separate from glass containers. If in doubt, treat the container as a ceramic.

Listed below are examples of brands that have been produced in a ceramic or porcelain container:

Azulejos Anejo
Gallon Of Love



Beau's Lug-Tread



Catrina Reposado
Tequila



Clase Azul Tequila



Confucius Family Liquor



Fen Chiew 30 Years
Spirit




Grand Mayan Ultra
Extra Anejo



Kinmen Guardian Lion
Kaoliang Liquor



Niu Lan Shan Er Guo
Tou 50 Year Old



Samuel Adams
Utopias



Skelly Anejo



Yunjiu Qinghua

